



APPROVED NiMH BATTERY LIST. 2010.

Only cells detailed below are approved for EFRA Sanctioned Events.

EUROPEAN FEDERATION RADIO CONTROLLED AUTOMOBILES.

NiMH Cells detailed below, are approved for various EFRA Electric Classes. Section Rules will detail Classes applicable.

EFRA rules do not limit capacity or power output of batteries. Values below are Manufacturers data.










Availability dates for new EFRA compliant Cells are not known at the date of publishing this list. Manufacturers have confirmed March 2010 latest.

All Cells measured after cycling at 1C. Diameter measurements include 'Printed' shrink only.

Battery packs must be able to be disconnected within the Car quickly without the use of tools. Direct soldering is not allowed.

It is advisable to restrict charge rates to 1C.

Origin of Supply	Cell Name, Shrink Details	Illustration only	Alternative view.	Manufacturer Data.	EFRA measured Specification,	Approval Date
Enrich power	EP Enrichpower 4600			Enrichpower 4600. NiMH. SC-4600 Man. Data - 69/73 gm. As 2008 version but no 08 or gold stars.	Range EFRA samples. Dia. 22,76/22,96 mm. Ht. 42,82/42,86 mm. Wt. 70,6/71,6 gm.	17.01.2010
Foshan U&T Battery	PowerBoy 4600			U&T Battery 4600. NiMH SC4600 Man. Data - 67/71 gm.	Range EFRA samples. Dia. 22,75/22,98 mm. Ht. 42,58/42,80 mm. Wt. 67,8/68,3 gm.	17.01.2010
CELLS BELOW THIS LEVEL WERE APPROVED BY EFRA FOR 2009 AND ARE ALLOWED AT 2010 EVENTS						
Orion	ORION 4200 SHO			Orion 4200. NiMH. SHO EU 4200 v2009 Revised spec. 2009 Man. Data - 65/69 gm.	Range EFRA samples. Dia. 22,82/22,94 mm. Ht. 42,54/42,85 mm. Wt. 67,1/67,6 gm.	01.01.2009
Orion	ORION 4600 SHO			Orion 4200. NiMH. SHO EU 4600 v2009 Man. Data - 67/71 gm.	Range EFRA samples. Dia. 22,82/22,96 mm. Ht. 42,63/42,96 mm. Wt. 67,6/68,8 gm.	01.01.2009
H-Energy	H-Energy 4600UP			H-Energy 4600 NiMH. SC 4600 up Man. Data - 70/74 gm.	Range EFRA samples. Dia. 22,78/22,91 mm. Ht. 42,75/42,99 mm. Wt. 71,7/72,5 gm.	01.01.2009
Vapex Tech.	VP Racing Battery 4300			VAPEX 4300 NiMH. VP 4300SCup Man. Data - 68/72 gm.	Range EFRA samples. Dia. 22,86/22,96 mm. Ht. 42,64/43,00 mm. Wt. 70,6/72,0 gm.	01.01.2009
CELLS BELOW THIS LEVEL WERE APPROVED BY EFRA FOR 2008 AND ARE ALLOWED AT 2010 EVENTS						
LRP	VTEC 4000 Longlife SC-4000UP			VTEC 4000. NiMH. 'Longlife' SC-4000UP Man. Data - 67/71 gm.	Range EFRA samples. Dia. 22,87/22,93 mm. Ht. 42,82/43,00 mm. Wt. 68,4/69,8 gm.	01.01.2008
LRP	VTEC 4100 Stock Spec. SC-4100UHV			VTEC 4100. NiMH. 'Stock Spec.' SC-4100HV Man. Data - 69/73 gm.	Range EFRA samples. Dia. 22,77/22,89 mm. Ht. 42,81/43,00 mm. Wt. 70,2/71,5 gm.	01.01.2008
LRP	VTEC 4600 Fat Cobra SC-4600UP			VTEC 4600. NiMH. 'Fat Cobra' SC-4600UP Man. Data - 69/73 gm.	Range EFRA samples. Dia. 22,70/22,92 mm. Ht. 42,79/42,96 mm. Wt. 71,2/71,9 gm.	01.01.2008

LRP	VTEC 4600 Big Mama SC-4600UP			VTEC 4600. 'Big Mama' SC-4600UP Man. Data - 69/73 gm.	NiMH.	Range EFRA samples. Dia. 22,83/22,92 mm. Ht. 42,87/43,00 mm. Wt. 70,4/71,3 gm.	01.01.2008
Orion	ORION 4200 SHO			Orion 4200. UP42SC3700P Man. Data - 63/67 gm.	NiMH.	Range EFRA samples. Dia. 22,82/22,89 mm. Ht. 42,33/42,48 mm. Wt. 63.7/64.9 gm.	01.01.2008
SMC	ENER-G 4600 SC-4600 HD Type			ENER-G 4600. Ener SC-4600 Man. Data - 69/73 gm.	NiMH.	Range EFRA samples. Dia. 22,75/22,86 mm. Ht. 42,75/42,89 mm. Wt. 70,6/71,5 gm.	01.01.2008
(EP) East Power	East Power 4200 ***08***			East Power 4200. SC-4200. Revised spec. 2008 Man. Data - 68/72 gm.	NiMH.	Range EFRA samples. Dia. 22,77/22,85 mm. Ht. 42,71/42,93 mm. Wt. 71,3/72,0 gm.	01.01.2008
(EP) Enrich power	EP Enrichpower 4600 ***08***			Enrichpower 4600. SC-4600 Man. Data - 69/73 gm.	NiMH.	Range EFRA samples. Dia. 22,73/22,91 mm. Ht. 42,61/42,88 mm. Wt. 71,2/72,1 gm.	01.01.2008
E-Power	E-power 4500			Epower 4500 SC-4500. Man. Data - 69/73 gm.	NiMH.	Range EFRA samples. Dia. 22,73/22,93 mm. Ht. 42,80/43,00 mm. Wt. 71,3/72,3 gm.	01.01.2008
GP	GP 4300 GP430SCHR			Gold Peak 4300. GP430SCHR. Revised spec. 2008. Man. Data - 66/70 gm.	NiMH.	Range EFRA samples. Dia. 22,67/22,80 mm. Ht. 42,80/43,00 mm. Wt. 66,4/66,8 gm.	01.01.2008
Intellect	Intellect 4200 SC-4200 HD Type			Intellect SC-4200. Revised spec. 2008. (4200 in Gold/White). Man. Data - 68/72 gm.	NiMH.	Range EFRA samples. Dia. 22,81/22,96 mm. Ht. 42,63/43,00 mm. Wt. 69,9/71,2 gm.	01.01.2008
Intellect	Intellect 4600 SC-4600 HD Type			Intellect SC-4600. (4600 in Gold/White). Man. Data - 69/73 gm.	NiMH.	Range EFRA samples. Dia. 22,86/22,92 mm. Ht. 42,62/43,00 mm. Wt. 70,3/71,3 gm.	01.01.2008
Yokomo	Yokomo 4300 ZAP 2 Z4300GB			Yokomo 4300. Z4300GB (Man. Gold Peak). Man. Data - 66/70 gm.	NiMH.	Range EFRA samples. Dia. 22,67/22,81 mm. Ht. 42,79/42,99 mm. Wt. 66,2/66,9 gm.	01.01.2008
Yokomo	Yokomo 4600 ZAP 2 X4600 IB			Yokomo 4600. X4600 IB (Man. Intellect). Man. Data - 69/73 gm.	NiMH.	Range EFRA samples. Dia. 22,82/22,95 mm. Ht. 42,81/43,00 mm. Wt. 70,4/71,7 gm.	01.01.2008